

READING AT SCHOOL

If your child is meeting the Reading Standard after one year at school...

...they will be reading books at green level on the colour wheel.

They will understand the stories they read, use many words that they already know, and will be able to check that their reading sounds like talking.

To meet the standard your child will be learning to:

- understand and talk about the stories they read
- share favourite parts with others
- use groups of letters they know to check or work out some new words
- recognise and use many commonly-used words
- read smoothly
- enjoy reading and solving problems as they read.

Colour wheel

The colour wheel levels begin at magenta where the books are simple, and move through red, yellow and blue to green, getting slightly harder and more complex at each colour. Your child will cover the orange to gold levels in their second and third years at school.




As your child reads this story they might:

- talk about what might happen next
- think about how their grandparents and parents got to school
- talk about other things that are different now from what they were like in the past
- use what they know about other words to work out ones they don't know.

The pictures should also help them to solve the word or check they have got the word right.

Green level books look like this:



The Way it Was
by Dot Meharry,
illustrated by Spike Wademan



I ride a horse sometimes
but not to school.
Mum takes me in the car.

Copyright for the text, illustrations and/or photographs is as stated in the original publication.

Work together...

Help support your child's learning by building a good relationship with your child's teacher, finding out how your child is doing and working together to support their learning.



READING

AT HOME

SUPPORTING YOUR CHILD'S READING

Make reading fun

- ✿ Reading at home should be fun and easy – something you both look forward to; a time for laughter and talk.
- ✿ Share the reading, take turns or see whether your child wants to read or be read to today.
- ✿ All children like to be read to, so keep reading to them. You can read in your first language.
- ✿ Visit the library together to help them choose books to share.
- ✿ Read emails from family or whānau aloud.
- ✿ Play card and board games together.

Talk a lot to your child while you are doing things together. Use the language that works best for you and your child.



If your child is stuck on a word:

- wait a few seconds, give them a chance to think...
 - if they are still stuck, help them to try to work the word out by saying "read the sentence again and think what would make sense". Ask "could it be...?" (and give a word that might fit). The pictures also help them check they have got the right word...
 - if they still can't work out the word, tell them and praise their efforts.
- Remember, reading should be fun.



Talk about reading

- ✿ Talk about pictures in books.
- ✿ Talk about the learning they are doing and what they are most interested in.
- ✿ Sing waiata and songs, make up rhymes together – the funnier the better.
- ✿ Be a role model. Let your child see you enjoying reading and talk about what you are enjoying.
- ✿ Share favourite books, point out words on signs, shops and labels, read poems and play word games like "I Spy" and "Simon Says..."



Help your child to link stories to their own life. Remind them about what they have done when a similar thing happens in the story.

Make it a special time together

Reading is a great chance for you and your child to spend special time together. Make reading:

- ✿ quiet and relaxing
- ✿ a time to sit close to your child
- ✿ 10–15 minutes without interruption, away from the TV
- ✿ an enjoyable, interesting and special time
- ✿ a time to praise your child for making an effort.

Support your child...

As parents, family and whānau you play a big part in your child's learning every day, and you can support and build on what they learn at school too.

www.minedu.govt.nz/Parents

WRITING

AT SCHOOL

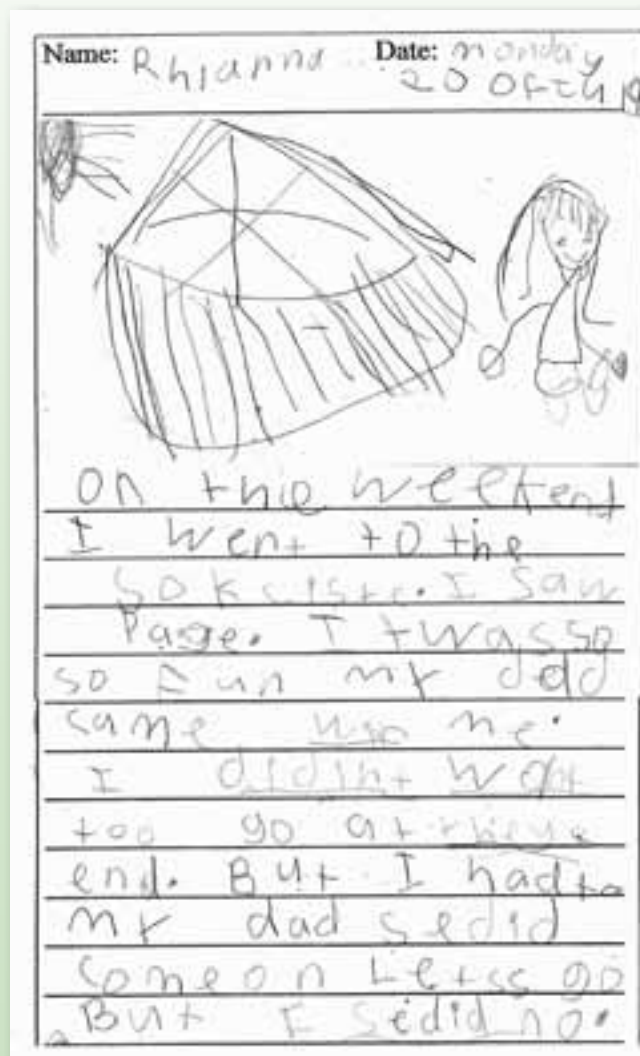
If your child is meeting the Writing Standard after one year at school...

...they will be writing within curriculum level 1.

Their writing will be for many different purposes in many areas of the curriculum. Some pieces of writing they create might be reports about a visit (social sciences) or about caring for a pet (science). They will be able to read and talk about what they have written.

To meet the standard your child will be learning to:

- show they can plan what they want to write about through talking, drawing or perhaps in words
- link their story to their everyday experiences
- use many words they know from their reading.



This example of student writing has been reproduced by kind permission of the writer © Crown 2009.

In this writing, the child has:

- used a picture to plan their writing
- written several sentences
- used full stops and capital letters.

Writing at this level might look like this:



Work together...

Help support your child's learning by building a good relationship with your child's teacher, finding out how your child is doing and working together to support their learning.



MINISTRY OF EDUCATION
Te Tāhuhu o te Mātauranga

WRITING

AT HOME

Make writing fun

- Help your child write an alphabet letter, then go letter hunting in your house or in a book to find that letter.
- Let your child see you writing – you can use your first language.
- Encourage them to write shopping lists or make birthday cards.
- Water and a paintbrush on a dry path and a stick on sand are fun ways to write letters and words.



Encourage writing

- Have felt pens, pencils, crayons and paper available.
- Put magnetic letters on the fridge – ask what words they can make with the letters.



Don't worry if your child's letters or words are sometimes backwards or misspelt at this age. The important thing is that they have fun writing at home and are making an effort.

Display their work. Be proud of it. Share it with others.

Give them reasons to write

- Write to each other. Write notes to your child and leave them in interesting places, like their lunch box. Ask them to write a reply.
- Help them email, text or write to family, whānau or friends.
- Show them how letters and words are formed.
- Work with them to put labels on special things – like the door to their room or their toy box.

Talk about their writing

- Talk about the letters in your child's name and where the name comes from.
- Help them create a scrapbook with pictures. Encourage them to write stories under the pictures and talk to you about them.
- Ask them to write about pictures they draw – on paper or on the computer. Get them to tell you the story. Write or type the story under their writing if they want you to.

Talk about what your child writes. Be interested. If you don't understand what your child's picture or story is about, ask them to explain.

Support your child...

As parents, family and whānau you play a big part in your child's learning every day, and you can support and build on what they learn at school too.

MATHEMATICS

AT SCHOOL

If your child is meeting the Mathematics Standard after one year at school...

...they will be working at early curriculum level 1, solving realistic problems using their growing understanding of number, algebra, geometry, measurement and statistics.

They are likely to be counting from 1 using their fingers or objects to solve problems. They may be starting to count in their heads and beginning to recognise number patterns like $3 + 2 = 5$.

To meet the standard your child will be learning to:

- solve mathematics problems up to 10, then up to 20
- count forwards and backwards with numbers up to 20, then up to 100, and know the number before and the number after any given number
- explore patterns, shapes and measurement
- organise and share objects
- talk about where they are, how they got there and where there are going – “I am in front of the tree”, “I am behind you”
- find out interesting facts by asking and answering questions (e.g., how many chairs are there in the classroom?).

This is a small part of the skills and knowledge your child is learning in order to meet this standard. Talk to the teacher for more information about your child's learning.

Focus on number


During your child's first year at school, 60–80 percent of mathematics teaching time will focus on number learning.

Mathematics problems at this level might look like this:



Here are some animal cards. Please arrange them so someone else can see how many of each animal there are at the zoo.

**How many zebras are there?
Which animal is there the most of?**



I have sorted the animals into rows. There are 4 zebras. By looking at each row and counting the animals, I worked out there are more monkeys than any other animal.



Work together...

Help support your child's learning by building a good relationship with your child's teacher, finding out how your child is doing and working together to support their learning.



Talk together and have fun with numbers and patterns

Help your child to:

- find numbers around your home and neighbourhood – clocks, letterboxes, speed signs
- count forwards and backwards (microwave, clocks, fingers and toes, letterboxes, action rhymes, signs)
- make patterns when counting “clap 1, stamp 2, clap 3, stamp 4, clap 5...”
- do sums using objects or in their head (e.g., $2 + 3$, $4 + 1$, $5 + 4$, $6 + 2$)
- make up number stories – “you have 2 brothers and 2 sisters. There are 4 of them”.



Use lots of mathematics words as your child is playing to develop their understanding of early mathematics (“over”, “under”, “first, second, third”, “round”, “through”, “before”, “after”). Use the language that works best for you and your child.

For wet afternoons/school holidays/weekends

Get together with your child and:

- play with water using different shaped containers and measuring cups in the sink or bath
- bake – talk to your child about the recipe/ ingredients using words like “how many?” “how much?” “more”. Count how many teaspoons of baking soda are needed, how many cups of flour, how many muffin cases

Use easy, everyday activities

Involve your child in:

- preparing and sharing out food – “one for me and one for you”. Ask, “How many for each of us?”
- talking about time – “lunchtime”, “storytime”, “bedtime”
- using words in everyday play like “under”, “over”, “between”, “around”, “behind”, “up”, “down”, “heavy”, “light”, “round”, “circle”, “yesterday”, “tomorrow”. You can get library books with these words and ideas in them, too
- asking questions like “How many apples do we need for lunches? What do you think the weather is going to be like today/tomorrow? What are we going to do next?”



Mathematics is an important part of everyday life and there are lots of ways you can make it fun for your child.

- play dress-ups and getting dressed, use words like “short”, “long”, and ask questions like “what goes on first?”, “what goes on next?”, “does it fit?”
- create a ‘sorting box’ with all sorts of ‘treasure’ – bottle tops, shells, stones, poi, toys, acorns, pounamu (greenstone), cardboard shapes, leaves. Ask questions like “how many?”, “which is the biggest group?”, “which is the smallest?”, “how many for each of us?”
- do jigsaw puzzles, play card and board games and build with blocks.

Being positive about mathematics is really important for your child's learning – even if you didn't enjoy it or do well at it yourself at school.



Support your child...

As parents, family and whānau you play a big part in your child's learning every day, and you can support and build on what they learn at school too.